





SPC Transitions Profiles




Quarter Round
1/2" W x 1/2" H x 94" L



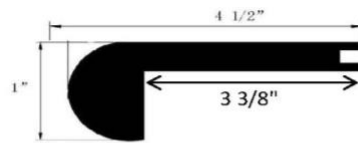
REDUCER
1 7/8" W x 94" L



T-MOLDING
1 3/4" W x 94" L



Overlap Stair Nose
2 1/4" W x 94" L



Flush Stair Nose
COMING SOON!

****Please note there may be nominal differences****